

Google Sheets Integration



Powered by  chrome

Google Sheets

Publish the data in your Google Sheets to StratosMedia with just a few clicks.

This add-on for Google Sheets allows you to publish data to your StratosMedia scenes and players with just a few clicks. Just change any of the data in your Google Sheet, click the 'Publish' button and watch it update instantly in real-time across the entire StratosMedia ecosystem.

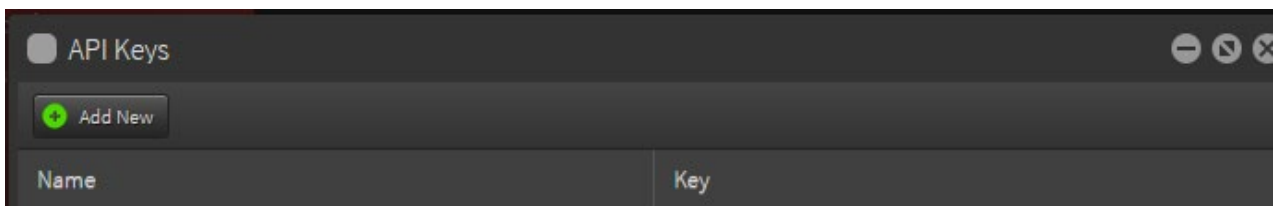
This data link can then be found in your Data Sources folder and linked within a scene using the Table component or Text Box to a cell.

Generate an API Key in StratosMedia GUI

Select the API Keys tab from the dropdown green HOME MENU

Click on Add New and name your API Key.

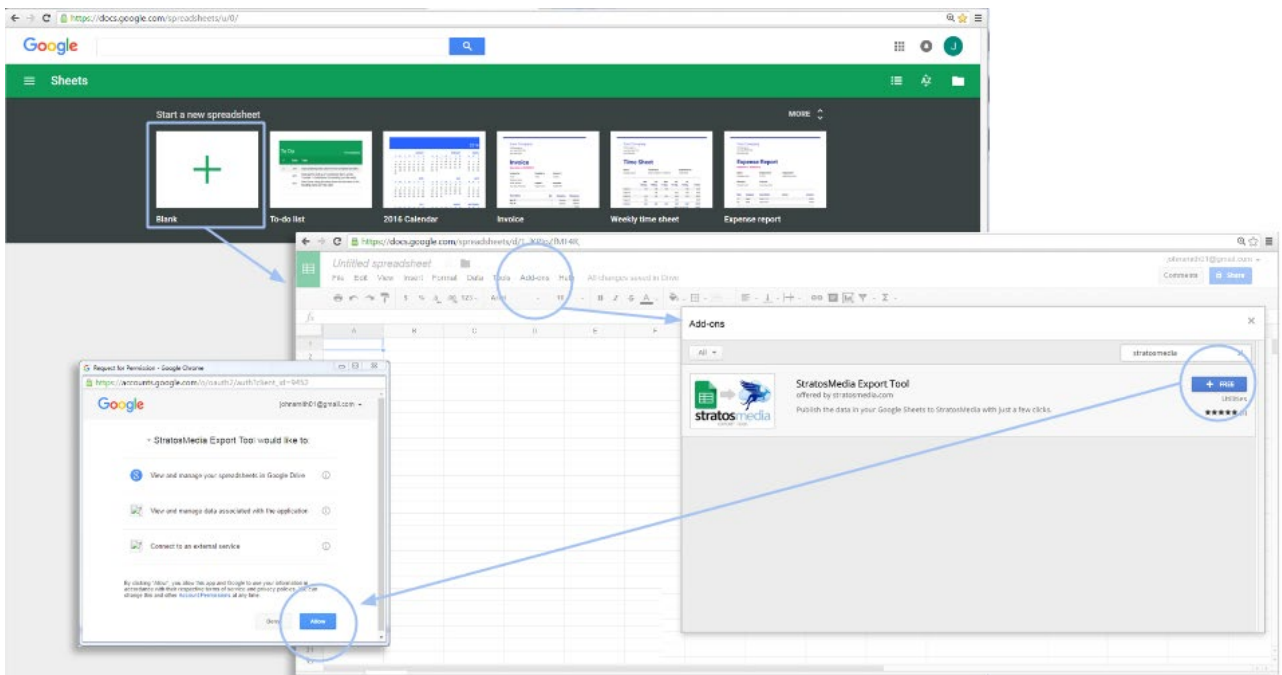
This will be used in the StratosMedia Export Tool in Google Sheets to define your Data link.



StratosMedia Export Tool from Google Sheets

Login to your Google Account and open Google Sheets

NOTE: When adding the Export Tool for the FIRST time in your Google Account you MUST use a NEW BLANK spreadsheet. Adding the Tool for the first time into your Google account to an existing SHARED live sheet containing datasource links will remove these existing selections. If this occurs all selections will need to be recreated and any scenes with links to these sources relinked to the new selections.



Open a NEW spreadsheet and click on the Add-ons Tab and then Get Add-ons.

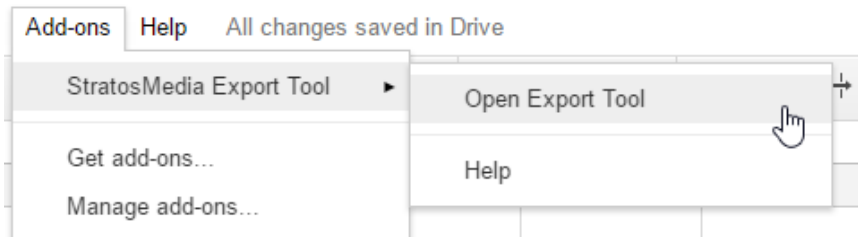
Search for 'StratosMedia' and this will direct you to the StratosMedia Export Tool

Select +FREE Allow permissions to run when requested to install the application

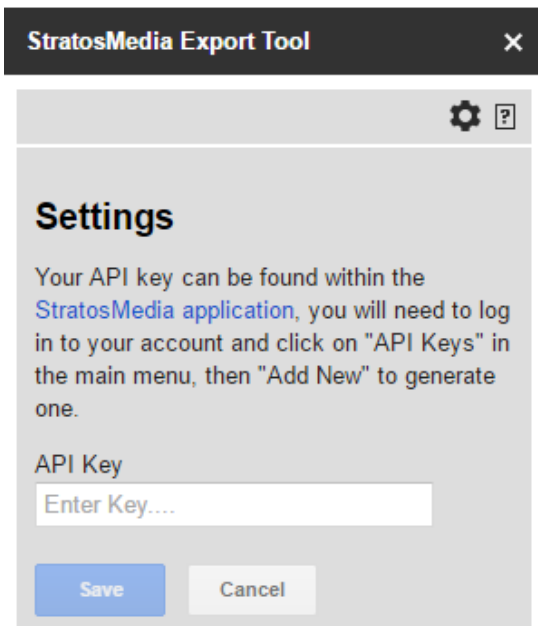
Loading a Google Sheet into the StratosMedia Export Tool

Open the Google Sheet you wish to integrate with StratosMedia.

If the add-on is not visible on the right side of the screen open it up from the 'add-ons' menu.



Open the add-on Settings by clicking on the cog, enter the API key you created and save.



Select the range of data fields you wish to publish to Stratos.

Click 'add selection'

Enter a name for this data source

If the first row of your data is a header tick the check box. Click 'Add'

Untitled spreadsheet ☆ [X] john.morse.jm@gmail.com

File Edit View Insert Format Data Tools Add-ons Help All changes saved in Drive

Comments [Share]

StratosMedia Export Tool [X]

Add Selection Publish All

Name: John Sheet 01 Rooms

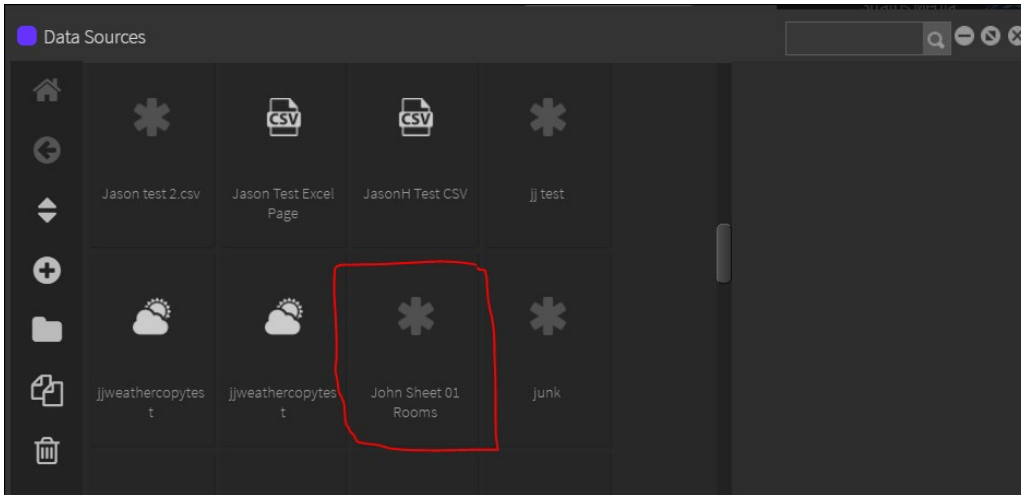
Selection: Sheet1!A1:E10

First Row is Header

Add Cancel

DATE	TIME	ROOM	LECTURER	SUBJECT
Tuesday 2 May	9am-11am	6 Level 3	Dr A Smith	Art History SJ203
Tuesday 2 May	11am-1pm	2 Level 3	Dr B Jones	Astrophysics 3006
Tuesday 2 May	3pm-5pm	4 Level 2	Mr C Daws	Calculus MN1230
Wednesday 3 May	9am-11am	1 Level 1	MS D Davis	Geology 201
Wednesday 3 May	11am-1pm	2 Level 3	Dr A Smith	Roman Literature 34
Thursday 4 May	9am-11am	6 Level 3	Dr B Jones	Physio Economics 210
Thursday 4 May	11am-1pm	6 Level 2	Dr G Walker	Animation BV312
Thursday 4 May	3pm-5pm	2 Level 1	Ms F Geffry	Oncology Species W23
Friday 4 May	3pm-5pm	3 Level 4	Ms H Salmek	Digital Media 101

Click on 'publish' to publish this selection to Stratos, it will automatically appear in your data sources with the name you entered – in this case John Sheet 01 Rooms.



Data - John Sheet 01 Rooms

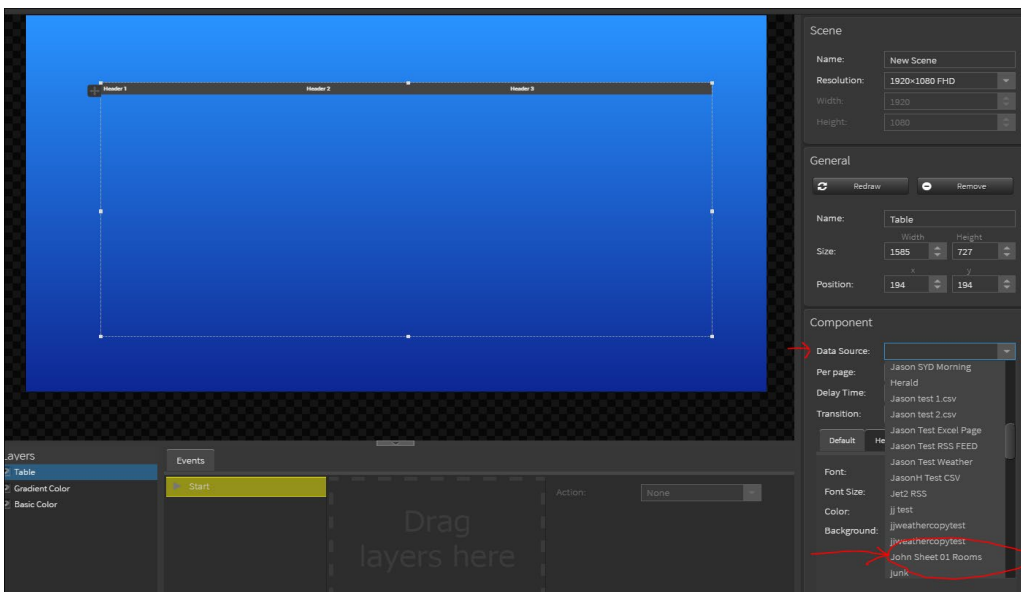
Details Preview

Save Add Row Add Column Remove Column Edit Headers

DATE	TIME	ROOM	LECTURER	SUBJECT
Tuesday 2 May	9am-11am	6 Level 3	Dr A Smith	Art History SJ203
Tuesday 2 May	11am-1pm	2 Level 3	Dr B Jones	Astrophysics 3006
Tuesday 2 May	3pm-5pm	4 Level 2	Mr C Daws	Calculus MN1230
Wednesday 3 May	9am-11am	1 Level 1	MS D Davis	Geology 201
Wednesday 3 May	11am-1pm	2 Level 3	Dr A Smith	Roman Literature 34
Thursday 4 May	9am-11am	6 Level 3	Dr B Jones	Physio Economics 210
Thursday 4 May	11am-1pm	6 Level 2	Dr G Walker	Animation BV312
Thursday 4 May	3pm-5pm	2 Level 1	Ms F Geffry	Oncology Species W23
Friday 4 May	3pm-5pm	3 Level 4	Ms H Salmek	Digital Media 101

Data Source and Google Sheets

Open a New Scene and add the Table Object onto the edit area.



Select your Data Source (John Sheet 01 Rooms) and then format your table as needed.

The screenshot shows a table with the following data:

DATE	TIME	ROOM	LECTURER	SUBJECT
Tuesday 2 May	9am-11am	6 Level 3	Dr A Smith	Art History SJ203
Tuesday 2 May	11am-1pm	2 Level 3	Dr B Jones	Astrophysics 3006
Tuesday 2 May	3pm-5pm	4 Level 2	Mr C Daws	Calculus MN1230
Wednesday 3 May	9am-11am	1 Level 1	MS D Davis	Geology 201
Wednesday 3 May	11am-1pm	2 Level 3	Dr A Smith	Roman Literature 34
Thursday 4 May	9am-11am	6 Level 3	Dr B Jones	Physio Economics 210
Thursday 4 May	11am-1pm	6 Level 2	Dr G Walker	Animation BV312
Thursday 4 May	3pm-5pm	2 Level 1	Ms F Geffry	Oncology Species W23
Friday 4 May	3pm-5pm	3 Level 4	Ms H Salmek	Digital Media 101

The configuration panel on the right includes settings for Resolution (1920x1080 FHD), Width (1920), Height (1080), Name (Table), Size (1533x579), Position (206x271), Data Source (John Sheet 01 Rooms), Per page (0), Delay Time (5000), Transition (None), Font (Roboto), Font Size (30), Color (000000), and Background (fbfbad).

The data source in the StratosMedia head end will now be automatically updated when values in the Google sheet are changed.

The screenshot shows a Google Sheet with the following data:

	A	B	C	D	E
1	DATE	TIME	ROOM	LECTURER	SUBJECT
2	Tuesday 2 May	9am-11am	6 Level 3	Dr A Smith	Art History SJ203
3	Tuesday 2 May	11am-1pm	2 Level 3	Dr B Jones	Astrophysics 3006
4	CANCELLED	3pm-5pm	4 Level 2	Mr C Daws	Calculus MN1230
5	Wednesday 3 May	9am-11am	1 Level 1	MS D Davis	Geology 201
6	Wednesday 3 May	11am-1pm	2 Level 3	Dr A Smith	Roman Literature 34
7	Thursday 4 May	9am-11am	6 Level 3	Dr B Jones	Physio Economics 210
8	Thursday 4 May	11am-1pm	6 Level 2	Dr G Walker	Animation BV312
9	CANCELLED	3pm-5pm	2 Level 1	Ms F Geffry	Oncology Species W23
10	Friday 4 May	3pm-5pm	3 Level 4	Ms H Salmek	Digital Media 101
11					
12					

The StratosMedia Export Tool overlay shows the following options:

- Add Selection
- Publish All
- Published to the StratosMedia App
- John Sheet 01 Rooms

After updating values in the Google Sheet you will need to publish from the sheet again, this will update the values in the data source. You can use the 'Publish All' button to update all data sources on this Google sheet.

The screenshot shows the same table as in the previous image, but with the following updates:

DATE	TIME	ROOM	LECTURER	SUBJECT
Tuesday 2 May	9am-11am	6 Level 3	Dr A Smith	Art History SJ203
Tuesday 2 May	11am-1pm	2 Level 3	Dr B Jones	Astrophysics 3006
CANCELLED	3pm-5pm	4 Level 2	Mr C Daws	Calculus MN1230
Wednesday 3 May	9am-11am	1 Level 1	MS D Davis	Geology 201
Wednesday 3 May	11am-1pm	2 Level 3	Dr A Smith	Roman Literature 34
Thursday 4 May	9am-11am	6 Level 3	Dr B Jones	Physio Economics 210
Thursday 4 May	11am-1pm	6 Level 2	Dr G Walker	Animation BV312
CANCELLED	3pm-5pm	2 Level 1	Ms F Geffry	Oncology Species W23
Friday 4 May	3pm-5pm	3 Level 4	Ms H Salmek	Digital Media 101